










Lucia

 LxhxP	Dimensions (mm)	556 x 1097 x 597
 kg	Net weight kg	181
 Ø	Smoke outlet diameter (Ø mm)	80
 m³	Heatable m ³	347 (Referred to the need of 30 kcal/h x m ³)
kW-N	Nominal thermal power (kW)	3,6 - 12,1
%	Efficiency %	92,8 - 92,5
	Hourly consumption (kg/h)	0,8 - 2,7
	Feed box Total capacity (kg)	~ 27
	Convection fan	Yes
	Remote Control	Yes
	Foreseen for external thermostat (TA)	Yes
w	Electric consumption (W)	23 - 87

CERTIFICATIONS

EN
15a B-VG
FlammeVerte
BlmSchV II

ENERG Y IJA
енергия · ενέργεια IE IA **A++**