










Inserto 70 L 4.0

 LxhxP	Dimensions (mm)	695 x 550 x 450
 kg	Net weight kg	128
 mm	Hearth opening size (mm)	565 x 245
 mm	Hearth size (mm)	425 x 310 x 300
 mm	Oven size (mm)	No
∅	Smoke outlet diameter (∅ mm)	160
	Hearth	CAST-IRON REFRACTARY
 m ³	Heatable m ³	223 (Referred to the need of 30 kcal/h x m ³)
kW-N	Nominal thermal power (kW)	7,8
%	Efficiency %	79,1
	Hourly consumption (kg/h)	2,3
	Convection fan	YES

CERTIFICATIONS

EN

FlammeVerte

BImSchV II

ENERG Y IJA
енергия · ενέργεια IE IA **A**