










PR20

 LxhxP	Dimensions (mm)	822 x 1398 x 817
 kg	Net weight kg	310
 Ø	Smoke outlet diameter (Ø mm)	100
 m³	Heatable m ³	573 (Referred to the need of 30 kcal/h x m ³)
kW-N	Nominal thermal power (kW)	5,7 - 20,0
H₂O	Power given back to water (kW)	5,7 - 20,0
%	Efficiency %	88,4 - 92,4
 clock	Hourly consumption (kg/h)	1,4 - 4,6
 box	Feed box Total capacity (kg)	~ 75
 fan	Convection fan	NO
 clock	Weekly chronothermostat	Yes
W	Electric consumption (W)	60 - 65
 cup	Fluid contents of the exchanger (L)	46

CERTIFICATIONS

EN
15a B-VG
FlammeVerte
BImSchV II

ENERG Y IJA
енергия · ενεργεια IE IA **A+**