










Norma S Idro DSA

 LxhxP	Dimensions (mm)	720 x 1242 x 575
 kg	Net weight kg	249
 mm	Hearth opening size (mm)	424 x 350
 mm	Hearth size (mm)	424 x 450 x 320
 mm	Oven size (mm)	No
Ø	Smoke outlet diameter (Ø mm)	160 sup
 mm	Hearth	STEEL
 m ³	Heatable m ³	559 (Referred to the need of 30 kcal/h x m ³)
kW-N	Nominal thermal power (kW)	19,5
H ₂ O	Power given back to water (kW)	14,9
%	Efficiency %	78,6
 kg/h	Hourly consumption (kg/h)	5,8
 L	Fluid contents of the exchanger (L)	40

CERTIFICATIONS

EN

FlammeVerte

BImSchV II

ENERG Y IJA
енергия · ενεργεια IE IA **A**